

Nature of Leadership

Kodiak X Participant Guide

El Rancho Cima, Texas



March 12-15, 2010

El Rancho Cima – Iron Wheel Mesa
5800 Ranch Road 32
Fischer, Texas 78623



Name

Unit



2010 NOL-Kodiak X
El Rancho Cima, Texas

Table of Contents

Table of Contents	2
Welcome from the Staff	3
Venturing – Kodiak and Kodiak X.....	3
El Rancho Cima.....	3
Operations.....	4
Saturday	4
Sunday	4
Arrival Meeting.....	4
Parking and Driving	4
Speed Limit.....	4
Public Liability and Property Damage Insurance Coverage.....	5
Check-In and Out	5
Camp Leadership	5
Personal Possessions - Experience and Safety	5
Fire and Emergency Alarms.....	5
Lost and Found.....	5
Use of Tobacco and Alcohol	6
Guests and Visitors Must Sign In and Sign Out.....	6
Leaving Camp Property.....	6
Pets	6
Chaplain Services.....	6
Uniform and Dress.....	6
Campsite Set-up, Latrines and Showers.....	7
Telephone.....	7
Food Service Operations.....	7
Damage to Equipment and Facilities.....	7
Liquid and L.P. Fuels.....	7
Fires.....	7
B.S.A. Leadership Policy Statement	8
Two-deep leadership	8
During transportation to and from planned outings	8
Safety rule of four	8
Male and female leadership requires separate sleeping facilities.....	8
When staying in tents	8
Shower and latrine facilities.....	8
Recommended training for Unit leaders.....	9
Attachments	10
Medical.....	11
Medical Information, Medical Insurance and Medical Exam	11
Health and Safety	11
Trips to Hospital and Doctor.....	11
Check List	12
Day of Arrival Unit Health Inventory.....	13
Food Distribution Procedure	14
Etiquette During Assembly, Safety, Instruction, Commissions, and Dining	15
Crew Duty Roster	16
Personal Equipment Checklist.....	17
Required	17
Optional.....	17
Check In Procedure	18
Check Out Procedure	19
Forms	22



2010 NOL-Kodiak X

El Rancho Cima, Texas

Welcome and Introduction

Welcome from the Staff

The staff of 2010 Kodiak X welcomes you to this event. You are guaranteed to have an absolutely fun time and will go home with more than you expected! There will be full days of good food, great companionship, outstanding activities and a pleasant manner of learning leadership.

You are going to meet some of the finest young adults from several Councils. The Commissions are delivered by recognized Venturing persons and are inspiring. The staff was selected from the finest in their respective fields; from Quartermaster to activity leaders. Each of you are pacesetters in this Venturing event – so have fun!

Venturing – Kodiak and Kodiak X

Leadership and service to others are two key tenants of Venturing, the Boy Scouts of America's fast growing program. Combine these two elements and you get the concept of "the servant leader." Servant leadership as a philosophy teaches that the leader works with and through a team to accomplish the mission. Rather than just talking about leadership, Venturing through the Kodiak X course, teaches useable, relevant leadership skills that every teen can use. Venturing Nature of Leadership Program (NOL) is designed to develop the Venturer's leadership skills using exciting and fun leadership learning experiences. Phase I of NOL is the Venturing Leadership Skills Course (VLSC), which covers three leadership skills. Phase II is called Kodiak and is a six day high adventure oriented course providing five leadership skills called Commissions. Phase III is called Kodiak X and is a 3-day high-adventure oriented course providing the final two commissions.

El Rancho Cima

This ranch belonging to the Sam Houston Area Council was carved from Comanche Indian land, and the latter part of a Spanish land grant. It is rich in history, and since 1953, when purchased by the Sam Houston Area Council; its history has become even richer by reaching multiple thousands of Scouts and leaders. Located about 18 miles west-northwest of San Marcos, Texas in both Hays and Comal Counties, El Rancho Cima's 2,600 plus acres are just off Ranch Road 32. In fact, from a roadside park near the camp's entrance, you can get a view of the Devil's Backbone, located inside of El Rancho Cima. This view toward the Blanco River is one of the most scenic in the Texas Hill Country area of the Edward's Plateau.



2010 NOL-Kodiak X

El Rancho Cima, Texas

Operations

This schedule is typical and *may be modified daily* depending on weather and other conditions. All changes to the schedule are noted in the general meeting each morning.

Saturday

7 AM – 9 AM Arrive at camp, receive information packet, go to assigned camp area
10:00 AM..... Assembly at the Round House
11:00 AM..... Activities start
Noon Lunch
5:30 PM..... Activities end
6:15 PM..... Flag ceremony
6:30 PM..... Supper
7:30 PM..... Commission 6
9:00 PM..... Cracker-barrel
10:30 PM..... Lights out

Sunday

6:15 am Reveille
7:15 am Flag ceremony
7:30 am Breakfast
9:00 AM..... Activities start
Noon Lunch
4:30 PM..... Activities end, take down tents and pack
5:30 PM..... Supper
6:30 PM..... Commission 7
7:30 PM..... Closing ceremony
8:00 PM..... Departure from camp

Arrival Meeting

A meeting will be held after everyone arrives at the Roundhouse at 10 AM Saturday morning. Information concerning the camp, its policies, program and emergency system procedures will be included in the meeting. It is important that you attend.

Parking and Driving

Parking is provided at the entrance to Iron Wheel Mesa camp. Everyone must park in the parking lot and may not drive to campsites after Kodiak X starts. After unloading equipment, please move all vehicles to designated parking area.

Speed Limit

The speed limit in camp is 20 mph on blacktop roads and 10 mph on gravel or dirt roads. Violation of posted limits will result in those violators being asked to leave camp immediately. All of the venues for the program are in easy walking distance. At no time are youth to drive themselves unless prior permission is obtained from both the Unit adult leader and the course Director for Kodiak X.



2010 NOL-Kodiak X

El Rancho Cima, Texas

Public Liability and Property Damage Insurance Coverage

All vehicles must be covered by a public liability and property damage insurance policy. The amount of this coverage must meet or exceed the insurance requirements of the state in which vehicle is licensed. The transporting of Venturing young adults in "open Pickup Trucks" is against National Health and Safety Policies.

Check-In and Out

Camp check-in is scheduled to begin at 7 AM on Saturday. Kodiak X Staff can accommodate arrivals on Friday if there is a special need. Please contact Traci Talley (ih4bt@aol.com) or Alan Cross (wa5uzb@gmail.com) with your request. For all arrivals, please have all required forms with you and any outstanding payments. There will be a final ceremony that is required attendance.

Camp Leadership

All Units in camp will be under the leadership of two adults, one of whom will be 21 years of age or older, at all times during the evening and night time. The appropriate and required adult female / adult male leadership is required during this program and is provided by with adult visitors and adult staff for Kodiak X. To keep track of all persons in camp (for emergencies) all persons are required to check in and out. All persons in camp must be registered members of the Boy Scouts of America and the Venturing program (Crews and Ships) and have completed all required paperwork.

Personal Possessions - Experience and Safety

Kodiak X is an outdoor, high-adventure experience; as such, personal items like radios, stereos, tape players, electronic games, laser pointers, iPods', cell phones, pagers, and a Blackberry are not appropriate at camp. Please leave these items at home or secure them within your vehicle or with the Course Quartermaster. Many of the persons responsible for activities will address possession of these devices during risk management and safety briefing. In areas where safety commands are paramount, an activity director may forbid devices from being turned On or the having the possibility of use, or be on your person. It is a clear expectation of adult Unit leaders to review this with all attendees prior to arrival at Kodiak X.

Fire and Emergency Alarms

At Iron Wheel Mesa, an emergency will be signaled by the continuous (at least two (2) minutes) sounding of a horn. Upon hearing the emergency signal, all campers must return to the Round House (at Iron Wheel Mesa) as quickly as possible. Course staff and the Advisor / Skipper and Unit youth leader will account for all members of the Unit. A -Kodiak X Staff Member will inform everyone of the emergency and action to be taken. Sounding of the horn for one (1) minute will signal the end of the emergency; at which time all campers are free to go about their business. The All Clear cannot be rung until all campers are accounted for. All campers MUST remain in the campsite until the ALL CLEAR has sounded.

Lost and Found

Lost and found items will be kept at the Office. There will be an attempt to return all items left at camp. Please have your personal items marked. Items left after camp closes will be kept for 10 days and then donated to a charity. Leaders should urge Venturing young adults to mark all possessions with name and Unit number.



2010 NOL-Kodiak X

El Rancho Cima, Texas

Use of Tobacco and Alcohol

Leaders who use tobacco are asked to refrain from doing so in any building and while in the program areas, at flags, meals, meetings, and in front of Venturing young adults. The Sam Houston Area Council designates all structures as buildings. In Kodiak X shared campsites, you are also requested to be considerate of your neighbor Units. Alcohol is forbidden on Camp property. Please be reminded that we must set the proper example at all times.

Guests and Visitors Must Sign In and Sign Out

All guests and visitors must sign in upon arrival and out upon departure. Sign in and out with the Medical and Safety Director at the medical building.

Leaving Camp Property

For each Venturing young adult's and leader's own protection and emergency accountability, anytime that a *leader* leaves or returns to camp, they are required to check In and Out with the *Medical and Safety Director*. *Participants* are not allowed to leave unless 2 of the Kodiak X senior staff approve leaving the property. This is a safety and security issue. The adventure will be busy, and free time to leave camp is not an option.

Pets

Pets are not allowed in camp. Pets of any type are not allowed by B.S.A. National Standards for health and safety. This Camp abounds with natural wild life: deer, birds, and other wildlife (several types of wildlife that are protected by state and federal laws). Do not take home any wildlife.

Chaplain Services

An Interfaith service will be held at a time to be announced.

Uniform and Dress

The official Field Uniform for Venturing (Crew of Ship) is suggested for all adult leaders. The Field Uniform for Venturing young adults and Venturing adults is required at



Evening meal



Delivery of a Commission



Closing ceremony

If your Unit has a Unit-designed Field Uniform, that is appropriate uniforming. Headgear (hats, scarf's, bandanas) are not to be worn in the Round House unless there is a religious basis for doing so. It is recommended that you wear Scouting-appropriate Activity uniforms for all activity programs. Some programs will require that you dress in a specific manner for safety or comfort. Activity-appropriate dress will be discussed at each Venturing Officers meeting. Dress for weather is important – be prepared for changes during the day.



2010 NOL-Kodiak X

El Rancho Cima, Texas

Campsite Set-up, Latrines and Showers

Upon arrival to camp, each attendee will be assigned to a campsite. Bring your own tent. Tents and temporary shelters *may be* provided by the Camp; however, be very prepared and bring your own tent. All sites will have picnic tables. The Iron Wheel Mesa site includes multiple latrine and water supplies with a central shower conveniently located. Adults will use the Adult shower facilities located at the side of the Central Showers. Use the "Occupied" signs on the door and kindly leave the shower clean and neat for the next person to follow.



Latrines will be designated Female and Male; and Youth and Adult.



A youth and an adult may not use the latrine or shower at the same time

Telephone

You are encouraged to bring and use cell phones during appropriate times and places if you need to make phone calls. A telephone for incoming calls is located at the camp Business Office (512-847-9438). It is a business telephone, so calls must be restricted to those of an emergency nature. This phone will only be answered during posted business hours; all other times a machine answers it.

Food Service Operations

All meals are prepared or packaged, for you. Do not bring cooking equipment to Kodiak X. If you need hot tea or coffee, please bring your thermos. For reasons of safety and sanitation the kitchens are off limits to campers unless directed by the staff. There is no opportunity for guests to eat with Units at Kodiak X.

Damage to Equipment and Facilities

Campsites and camp owned equipment will be inspected before check out. Damages that occur will be assessed by the Course Directors and the Camp Ranger and must be paid for or arrangement made to pay for before leaving camp. Damages could include breaking equipment, lost equipment, defacing shelters, tables, latrines and buildings.

Liquid and L.P. Fuels

The use of liquid fuel (i.e. kerosene, gasoline, Coleman fuel) equipment in Sam Houston Area Council camps is prohibited because of the hazards involved in storage, handling, filling and lighting of such equipment. Under NO circumstances shall flames of any kind be carried into or used in tents. Flashlights and battery-powered lanterns, which do not impose the hazard of fire and asphyxiation are the only acceptable lights for use in tents. L.P. Gas (propane/butane) lanterns may be used in the campsite areas.

Fires

Campfires will not be allowed in the campsites. Each night there will be a communal campfire used during the deliver of a Commission. The campfire may be used after the cracker-barrel following the Commission, however, the fire will be extinguished at the appointed "lights out" hour.



2010 NOL-Kodiak X

El Rancho Cima, Texas

B.S.A. Leadership Policy Statement

Each Venturing unit shall have one citizen of the United States, 21 years of age or older, who shall be registered and serve as the unit leader. A unit leader may not serve simultaneously in any other position within the same unit. The head of the chartered organization or chartered organization representative and the local council must approve the registration of the unit leader on the appropriate form.

Two-deep leadership

Two registered adult leaders, or one registered adult and a parent of a participating Venturing young adult, one of whom must be at least 21 years of age or older, are required. Coed overnight activities require male and female adult leaders, both of whom must be 21 years of age or older, and one of whom must be a registered member of the Boy Scouts of America Venturing program. The Course adult leadership does provide for 2-deep leadership for your young adults attending.

During transportation to and from planned outings



Meet for departure at a designated place.



Prearrange a schedule for periodic checkpoint stops as a group.



Plan a daily destination point. A common departure site and daily destination point are a must. If you cannot provide two adults for each vehicle, the minimum required is one adult and two or more youth members - never one on one.

Safety rule of four

No fewer than four individuals (always with the minimum of two adults) go on any backcountry expedition or camp-out. If any accident occurs, one person stays with the injured and two go for help. Additional adult leadership requirements must reflect an awareness of such factors as size and skill level of the group, anticipated environmental conditions, and overall degree of challenge.

Male and female leadership requires separate sleeping facilities

Married couples may share the same quarters if appropriate facilities are available. Male and female youth participants will not share the same sleeping facility.

When staying in tents

No youth will stay in the tent of an adult unless authorized by the course Director and Medic.

Shower and latrine facilities

Separate times for adult male, adult female, youth male and youth female use should be scheduled and posted for showers. The buddy system should be used for latrines by having one person wait outside the entrance, or provide Occupied and Unoccupied signs and/or inside door latches. Adult leaders need to respect the privacy of youth members in situations where that health and safety require. Adults also need to protect their own privacy in similar situations.



2010 NOL-Kodiak X

El Rancho Cima, Texas

Recommended training for Unit leaders

Kodiak X is a high adventure experience and the staff is trained and skilled in all those areas to ensure that safety is the top priority. Adult and youth attendees can help make Kodiak X a safe and enjoyable experience by being prepared with the recommended training listed here.



Climb on Safety – “Climb on Safely” is the Boy Scouts of America’s recommended procedure for conducting climbing/rappelling activities at a natural site or a specifically designed facility such as a climbing tower.



Leave No Trace - The BSA is committed to “Leave No Trace,” which is a nationally recognized outdoor skills and ethics awareness program.



Scouting Safety ... Begins with Leadership - Important because “safe activities are great activities”. This course introduces the “Sandwich Principle” with emphasis on the importance of qualified supervision and discipline. This covers the “Guide to Safe Scouting”.



Youth Protection Training – Adults in Camp will be required to present a current YPT certification.



Trek Safety - The BSA program for preparing a leader to plan and carry out a safe trekking experience for members of their unit.



2010 NOL-Kodiak X
El Rancho Cima, Texas

Attachments



2010 NOL-Kodiak X

El Rancho Cima, Texas

Medical

Medical Information, Medical Insurance and Medical Exam

Each person who attends Kodiak X must have an annual health history attested to by parents or guardian and supported by a medical evaluation by a physician licensed to practice medicine. Please check all health forms for complete information, especially signed Consent-to-Treat on all attendees under the age of 18.

Special Exemption - It is understood that where compliance with the medical examination requirement is in violation of the religious convictions of the individual, such requirements will be set aside by the presentation of certification from the camper's parents and proper church officials that a definite violation or religious conviction is involved and the parents or next of kin accept full responsibility for any consequence of such exemption and release the Boy Scout of America, their employees and volunteers from any responsibility.

Health and Safety

Health facilities are located at Iron Wheel Mesa and are staffed by persons trained to handle minor accidents and illnesses. For minor injury or illness bring the person to the Health Lodge for treatment. The Buddy System is in effect. For major injury (broken bones, unconsciousness, unsure) send a runner to the Health Lodge. We will come to the victim. Special arrangements for treatment of more serious cases have been made with physicians in surrounding cities. If such treatment is required, the camper's parents(s) will be notified by telephone, and their desires concerning further treatment will be respected.

During the Check-In process adult and youth Medical and Medication forms are to be turned into the Medic. Forms will be returned when they leave camp. At the medical inspection and review, the course reserves the right to refuse admittance to a camper or adult who, in the opinion of the examining person and the Camp Director, has any physical or medical problem which could present a hazard to the camper or other campers.

Trips to Hospital and Doctor

For campers requiring the attention of a doctor or the services of a hospital the responsibility of the unit leadership is to provide transportation for unit member(s) requiring services from a doctor or hospital. One adult leader from the unit will accompany the unit member(s) requiring services from a doctor or hospital and is asked to carry insurance forms in for completion. They must obtain the individual's health record from the Medic before going to the doctor or hospital. Parent(s) or guardian(s) will be immediately notified by the Camp Medic of any serious illness or injury. If parents will not be at home during the week of camp, have them advise you where they can be located. The camp will provide transportation only when a unit has none available. Directions and medical procedures to doctor's offices and hospitals will be available at the Health Lodge. All cases requiring outside medical care must be cleared by the camp Medic. This is an agreement with the local health services facilities, insurance company and a claim procedure. Check back in with Medic upon return to camp and return health form.



2010 NOL-Kodiak X

El Rancho Cima, Texas

Check List

Helpful in assisting Unit Leaders and Individuals to make a final recap before embarking for camp.







- Health forms completely filled out by family doctor and parents and signed by both
- Roster of Venturing young adults and Leaders
- YPT cards for all adults
- Copies of BSA Adult Leader Application for all adults
- Transportation arranged
- All fees paid (fees will be collected at Camp only if prearranged)
- Unit camping equipment
- Prepared for weather
- Individual Venturing / Ranger Handbook
- Unit records as needed
- Sufficient adult leadership with appropriate female / male leadership
- Parents aware of all plans
- Emergency phone numbers
- Smiles on faces and positive attitude



2010 NOL-Kodiak X

El Rancho Cima, Texas

Food Distribution Procedure

-  Crews will have meals prepared for them (except lunch). Breakfast, dinner and the cracker-barrel will be in the Round House. Lunch foods will be packaged for you to take to the field.
-  Crews are responsible to pick up and take lunch to the activity area. There will be sufficient food for the Crew and for all the instructors and guests at the activity site.
-  Water and ice will be provided at activity sites; bring your own cup / canteen.
-  Return food containers, surplus food, and the empty and clean water cooler to the Quartermaster. Your trash / garbage are to be placed in the dumpster.
-  There will be 2 or 3 guests for each breakfast and dinner meal. There may be 1 or 2 guests for your luncheon meal.
-  If special items are needed for the luncheon meal, please see the Quartermaster.

Special Note

Ensure safety from animals in the area and store food products safely, food is not permitted in the camping areas. No food products or trash will be left at any activity area. If you have identified special dietary needs, please check your food box before leaving to the activity area.



2010 NOL-Kodiak X

El Rancho Cima, Texas

Etiquette During Assembly, Safety, Instruction, Commissions, and Dining



The use of tobacco products is not allowed by youth. The use by adults is limited to designated Smoking Area. Adults will refrain from using tobacco products around the youth. All structures (including tents) are designated by the Sam Houston Area Council as non smoking areas.



Safety-related sessions are important. When appropriate, questions should be asked. All activity instructors may forbid an activity to a youth or adult if they deem appropriate attention to safety is lacking. Private conversations during safety and instructional sessions and during the delivery of Commissions are discouraged as they are bothersome to other participants.



Cell phones, pagers and other computing devices will be left at the campsite or with the Quartermaster.



Your Crew will host staff and guests at each meal. It is expected that your Crew will observe the generally accepted rules of etiquette.



Personal cleanliness before dining should be observed and grace should be delivered before each meal.



At all times each participant should remember, and to the best of their ability, adhere to the principles of the principles of the Boy Scouts of America, the Venturing / Sea Scout Oath and the Venturing / Sea Scout Law in all activities.



2010 NOL-Kodiak X

El Rancho Cima, Texas

Crew Duty Roster

To be posted in the Crew / Ship camping area

Unit Number : _____

Unit Leader : _____

Day 1

Breakfast Cleanup _____

Lunch Pickup _____

Dinner Cleanup _____

Water at site _____

Opening/Closing _____

If your unit is assigned this duty, list the leader.

Day 2

Breakfast Cleanup _____

Lunch Pickup _____

Dinner Cleanup _____

Water at site _____

Opening/Closing _____

If your unit is assigned this duty, list the leader.



2010 NOL-Kodiak X

El Rancho Cima, Texas

Personal Equipment Checklist

Minimum Required, Optional and Recommended Equipment and Supplies for the Course

Required

- Tent (to be provided by Camp)
 - Ground pad, air mattress and cot
 - Bedding, sleeping bag, pillow, blankets
 - Official Venturing or Sea Scout uniform
 - Scout activity uniform(s) (3 recommended)
 - Shoes or boots (no open toes or sandals) for camp and for hiking
 - Windbreaker or jacket for cold weather
 - Hat for wind, cold and rain
 - Rain gear (poncho or rain suit)
 - Sweatshirt
 - Sweatpants (for sleeping)
 - Underwear
 - Handkerchiefs
 - Sunscreen
 - Sunglasses
 - Flashlight with spare batteries and bulb
 - Coffee mugs or water glass
 - Pocketknife or multiple-tool type
 - Medication in labeled containers
 - Toiletries
 - Towels and washcloths
 - Pens, pencils, small tablet for notes (a binder will be provided)
 - Canteen or water bottle
 - Venturing Ranger Handbook or Sea Scout Manual
- and
- Your personal Kodiak leather neck bag with all your memorabilia

Optional

- Stadium Cushion or pad to soften folding chair
- Change of shoes
- Shower footwear
- Religious book(s)
- Camera and film
- Daypack

A complete uniform includes the official shirt, shorts, long pants, skirts, and belt. If your Venturing unit does not wear green and gray, your official Crew should be worn. Sea Scouts may wear khaki or blue uniforms depending on your unit guidelines. Dress whites are acceptable. An activity uniform includes a T-shirt or knit shirt and Scout-appropriate shorts or long pants. You will be provided with one Kodiak X shirt as a participant.

Proper foot gear will be worn at all times. Foot gear should be appropriate for the activity, including camp area and showers.

Safety equipment will be provided at the course.

Equipment not to bring or is forbidden

You are not to bring your personal safety equipment because we have not certified your equipment.



2010 NOL-Kodiak X

El Rancho Cima, Texas

Check In Procedure

You have arrived at 2010 Kodiak X ! Congratulations ! Please follow this guideline to ensure a quick and easy check-in for yourself and your Unit. The check-in will be at the Round House of Iron Wheel Mesa (near River Camp) at El Rancho Cima. Just follow the signs. The course Registrar and Medic will handle all your paperwork.

- Please park in the designated area – you will be directed to that area. Leave your bags behind.
- As a Unit (or individual if appropriate), come to the Round House. Bring with you all the required documentation (if you have not already sent copies to the Registrar), and would include:
 - Medical records
 - Roster of Venturing young adults and leaders
 - Copy of YPT cards
 - Dietary Restrictions Form
 - Medication Form
 - Permission Slip
 - Medications to be stored in the First Aid station
- Enjoy a refreshing snack and meet the Staff as your paperwork is checked. Restrooms are nearby! You will receive a “check in” packet that contains important information – read and use that information as soon as you get to your camping area.
- A course Host will escort you during a tour of the immediate surroundings; the dining area, First Aid station, the assembly and Commission field, shower and rest room facilities, and your camping area. While at the First Aid station, turn in medications that need to be stored there.
- When the Host leaves you are free to establish your camping area. If there are questions, any person on Staff will be able to answer them for you.
- A *General Assembly* at the Round House starts promptly at the designated time (see the Bulletin Board on arrival). Please arrive in your Activity Uniform as we will go to a briefing, then off to your first activity ! For the first campfire and Commission, please wear your official uniform. Bring water and a flashlight.



2010 NOL-Kodiak X

El Rancho Cima, Texas

Check Out Procedure

Congratulations! You have completed 2010 Kodiak X! Please follow this guideline to ensure a quick and easy check-out for yourself and your Unit. The check-out will be at Iron Wheel Mesa in the Round House. The Registrar and Medic will handle all your paperwork. Check-out times will be announced.

- **Camp Site.** Please ensure that your area is clear and free of all personal belongings, litter, and the toilet and shower areas are picked up.
- **Health.** Retrieve your medical records and any medications stored with the Medic.
- **Check-out Package.** You will receive a packet with information. Your packet will contain all the forms you turned in during your check-in – please ensure they are there. Medical forms remaining after Kodiak X will be kept for 5 days then destroyed. All other forms (registration, medication, dietary, etc) will be destroyed.

Congratulations for completing the pinnacle of training for the Venturing program.

As appropriate to your Unit guidelines, you may now wear the following insignia.



Venturing Leadership Skills Course (VLSC) emblem is available for all Venturers who have completed the Venturing Leadership Skills Course. The emblem is worn on the left sleeve, position 4.



Kodiak Award, metal with button loop, right pocket.



Kodiak X Award, metal with button loop, right pocket



2010 NOL-Kodiak X

El Rancho Cima, Texas

One of the most important but overlooked information about a course is the true and honest evaluation of the course. Your feedback and opinions do count. The *only* way to improve the course is to solicit and receive feedback.

Would you please take the 7 minutes required to complete this evaluation. Your name or other identification is not needed. Be honest. Be complete. You are getting the evaluation at the beginning of the course so that your thoughts are fresh.

Thank you,

Traci Tally
Co-Director, Kodiak X

Alan W. Cross
Co-Director, Kodiak X

1 = Lowest

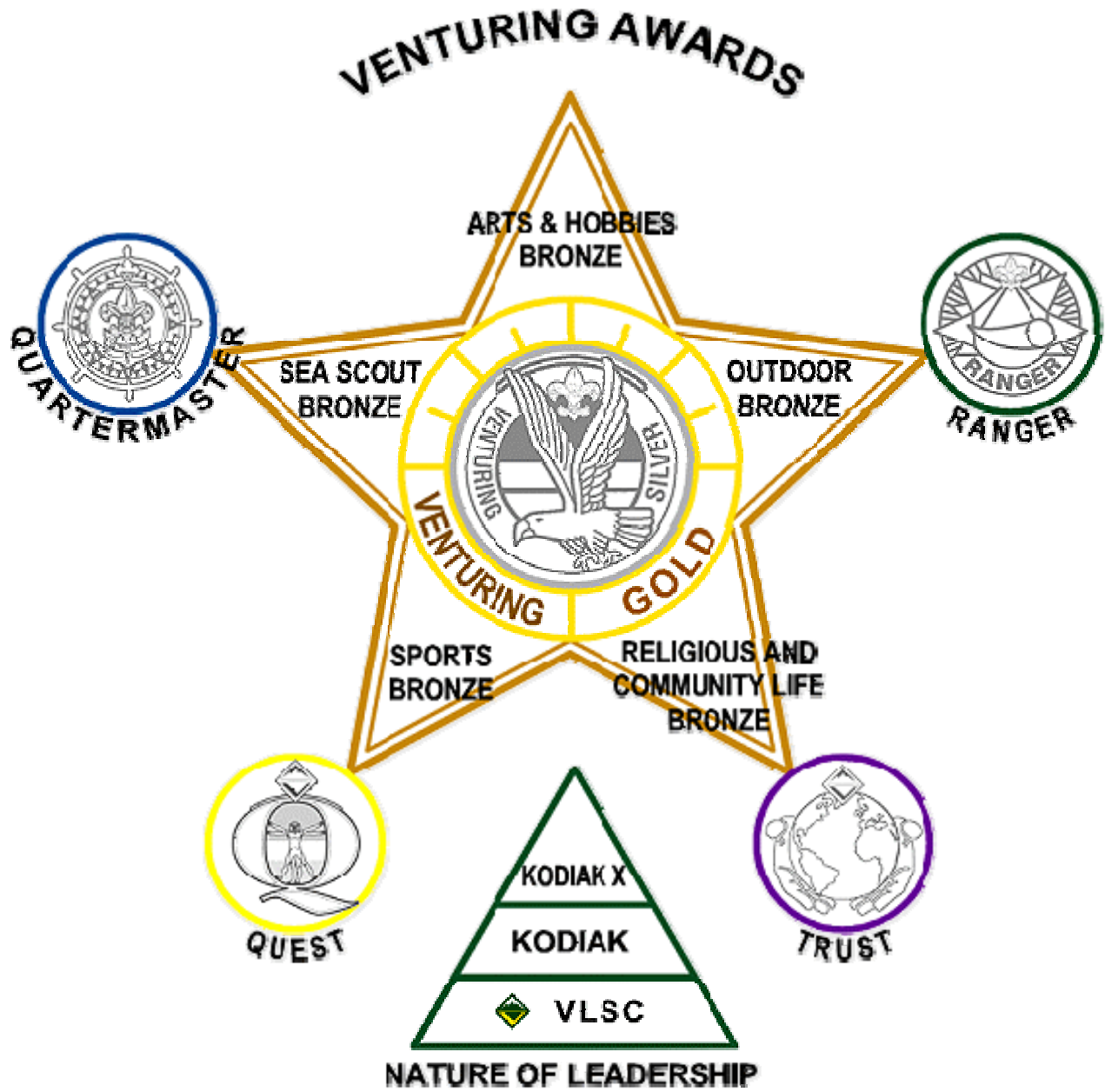
7 = Highest

Activities	1	2	3	4	5	6	7
1. Commission 6	<input type="radio"/>	<input type="radio"/>	<input type="radio"/>	<input type="radio"/>	<input type="radio"/>	<input type="radio"/>	<input type="radio"/>
2. Commission 7	<input type="radio"/>	<input type="radio"/>	<input type="radio"/>	<input type="radio"/>	<input type="radio"/>	<input type="radio"/>	<input type="radio"/>
3. Was Kodiak X fun?	<input type="radio"/>	<input type="radio"/>	<input type="radio"/>	<input type="radio"/>	<input type="radio"/>	<input type="radio"/>	<input type="radio"/>
4. How were the meals?	<input type="radio"/>	<input type="radio"/>	<input type="radio"/>	<input type="radio"/>	<input type="radio"/>	<input type="radio"/>	<input type="radio"/>
5. Camping location satisfactory?	<input type="radio"/>	<input type="radio"/>	<input type="radio"/>	<input type="radio"/>	<input type="radio"/>	<input type="radio"/>	<input type="radio"/>

Additional comments on the various games you played



2010 NOL-Kodiak X
El Rancho Cima, Texas





2010 NOL-Kodiak X
El Rancho Cima, Texas

Forms

Dietary Restrictions and Food Allergy Statement

Please Print Participant's Name

Has the following dietary restrictions:

Has the following food allergies: